

# Mill Relining Machine

"Relining solution for various mills and sizes in mining operation"



# PSDF

Mill Relining Machine

# Liner Handler

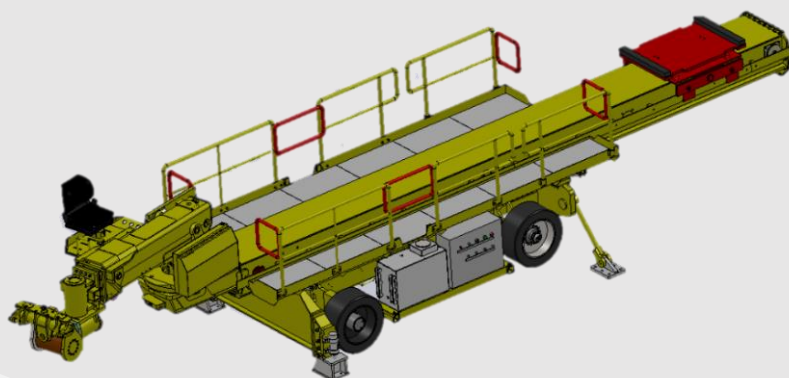


The liner plays a crucial role in the mill, ensuring an ideal load distribution and protecting the structural integrity of the mill. Since liners wear out and may break over time, periodic replacement is essential. To exchange the mill's liners, the liner handler must be used due to their weight and installation constraints. Utilizing a suitable liner handler with sufficient power, proper maneuverability, and ensuring essential access throughout the entire mill area leads to significant reduction of the time required for liner replacement and installation. With our expertise in designing and manufacturing, PSDF Co. is capable of designing and manufacturing of the custom liner handler machine and its accessories with various capacities and degrees of freedom, tailored to the specific requirements.



PSDF Co. has designed and manufactured 4, 7, and 8 axes liner handler machines based on its customer's orders. Designing & manufacturing of a customised liner handler machine and its accessories are performed according to your needs. Presented dimensions and technical specifications could be modified in accordance with your requirements.

Technical specifications					
Item	Unit	Specification	Item	Unit	Specification
Manufacturer	-	PSDF	Power	kw	37 to 56
Capacity	kg	800 to 4000	Crane telescope	mm	2000 to 2800
Weight	Ton	12 to 36	Crane slew	degree	360 (continuous)
Number of axes	-	4, 7, and 8	Crane luff	degree	-25/+30
Drive wheels	-	2	Steering wheels	-	4



*“No Impossible with Innovation”*

#### Optional characteristics proposed by PSDF Co.:

- Wireless remote control for crane and machine movements
- HMI screen
- Touch screen on HMI
- Machine covers
- Visual camera for operation
- Automatic retraction mode after operation
- Voice communication between inside and outside the mill

#### Safety Features:

- Brake system for gearboxes and motors
- Grapple release pin
- Grapple & boom movement warning lights
- Trolley & machine movement horn
- Crane overload sensor
- Counterbalance valves
- Emergency stop buttons
- Activation button for drive system
- Beam-Boom anti accident safety sensors

#### Control:

- Pressure, temperature, and level sensor
- Filter bypass
- Thermostat controlled for hydraulic oil preheating and cooling
- Pendant control for trolley
- Wireless remote control for crane operation
- Proportional valves for hydraulic system
- Lever control for hydraulic circuit



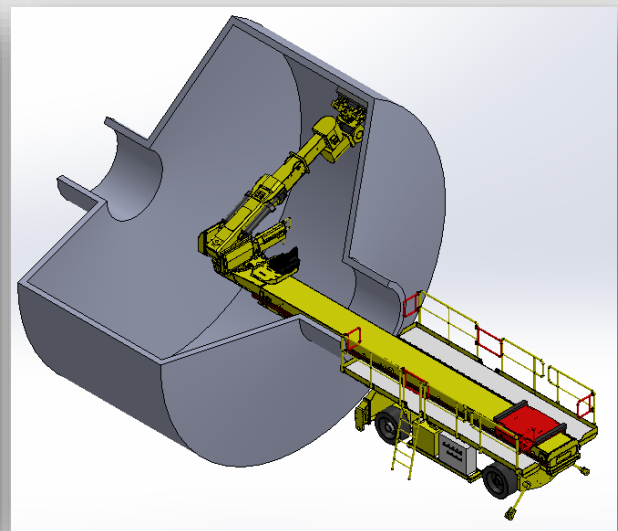
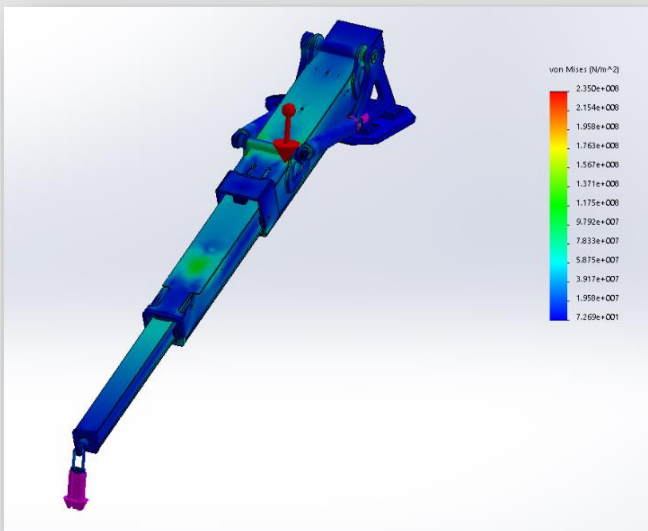
# Design & Inspection Standards



Safety requirements for loader cranes	ISO 15442
Proof of competence of steel structures	ISO 20332
Crane design	ISO 8686-2
Material standard	DIN, ASTM, and ISO
Hydraulic system	ISO 15442, ISO 6020-1, ISO 6022, ISO 3320, and ISO 10100
Welding	AWS D 1.1 and AWS D 14.1
Crane inspection	ISO 4310
Quality management	ISO 9001



Following documents would be provided for our clients: Operation, maintenance, and installation manual, electric & hydraulic schematic, and VDDR (Vendor Drawings and Data Requirement)



Scan me!



Phone: (+98) 34 3246 6568  
WhatsApp: (+98) 993 434 0301



psdfco@gmail.com  
info@psdfco.ir



psdfco.com



psdfco/linkedin



Main office address: Second Floor, Danesh Building, Science and Technology Park, Emam-Jomeh Boulevard, Kerman, Iran.



Factory location: PSDF Co., Tabatabaei 5, Sadid Industrial Zone, Entrance to Kerman-Zarand Road, Kerman, Iran.